

DAY BEFORE DUTY

- ✓ Check forecast & tide
- ✓ Confirm your crew is still available
- ✓ Plan to arrive at Club 75 minutes before scheduled race start time.

Page 2

ON ARRIVAL

- ✓ Meet with Race Officer 1 hour before start time.
- ✓ Collect laid mark and ground tackle, if needed.
- ✓ Collect Flags
- ✓ Load RIBS – Complete RIB Checklist, fuel, paddle etc.

Page 3

BEFORE START

- ✓ Move away from LQ pontoon ASAP so dinghies can launch.
- ✓ Lay mark if required.
- ✓ Encourage incoming yachts to use the secondary channel between the mid pontoons and Hamble Point Marina during the start sequence.

Page 4

DURING THE RACE

- ✓ Follow first start out
- ✓ Cover course area advised by RO
- ✓ Monitor Leader and Last place of each Fleet.
- ✓ Standby to shorten if requested by RO
- ✓ Report retirements to the Race box.

Page 5

----- CUT HERE -----

Print this off a week before your Duty.

POCKET GUIDE

RIB 2

WARSAASH SAILING CLUB



Page 8



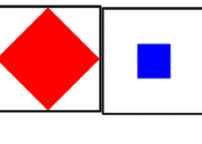
- ✓ Tie up RIB as found and lock.
- ✓ Return items to RIB Shed/fuel store.
- ✓ Complete RIB Check list and log Defects@warsashsc.org.uk
- ✓ Attend Bar to collect thanks from grateful sailors.

WHEN BACK ASHORE

Page 7

- ✓ Follow last boats in.
- ✓ Confirm with Starter/reorder all boats are safely ashore and or accounted for.

BEFORE RETURNING TO SHORE

Pass this mark on the required side and proceed to the start/finish line.	
Finish between this RIB and the adjacent mark of the course.	
Finish on a line between Pile 6&7	

SHORTEN COURSE FLAGS

