

Sailing Instructions for Dinghy Racing Season 2023 - 2024

1. GENERAL

These Sailing Instructions cover WSC club series races between March 2023 and March 2024. Races are governed by the Racing Rules of Sailing, 2021-2024 (RRS), the RYA prescriptions, Class Rules, WSC Notice of Race (NOR) and these Sailing Instructions. In the event of a conflict these Sailing Instructions shall apply. All helms shall register their boat(s) before racing for the first time in the season. Registration forms are available on the WSC website: warsashsc.org.uk. Unregistered boats/helms will not be given a result.

2. SIGNING ON & OFF

- A responsible adult must supervise Sign-On and Sign-Off for helms under the age of 18 and remain onsite for the duration of the race.
- All boats must Sign On and Off for each race. Sign On/Off declarations will be made via the **Sailevent eTally** online system. Register at: <https://sailevent.net/app/sailor/login>.
- After successful completion of the course helms must Sign Off by submitting a "Finished" declaration via **Sailevent eTally** before 22:00 the same day.
- A retiring helm must inform the Starter/Recorder either via the nearest support boat or in person directly on return to shore. Helms who have retired must submit a Sign Off declaration of RTD via **Sailevent eTally**.
- Failure to Sign Off as described above will result in the boat scoring a 5 percent Tally Penalty (PTP5%).
- In the event of a system failure Helms should Sign On/Off using the declaration forms located at Lobster Quay.

3. SAFETY

RHIBs are primarily in place to support race management. The provision of a 'race support boat' is limited to such assistance, particularly in extreme weather conditions, as can be practically provided in the circumstances. Crews cannot expect a 'race support boat' to 'stand by' for an extended period.

Personal Buoyancy – Personal buoyancy shall be worn at all times whilst racing. Failure to comply will result in automatic disqualification from all races that day.

Tow ropes - All boats must carry a floating towing warp of at least 8mm in diameter and 10mtrs in length, without any knots or additional attachments such as carabiners, or shackles. Failure to comply may result in disqualification from all races in a series.

Navigation – Southampton port bylaws require boats to keep clear of vessels using the main shipping channel. The river Hamble bylaws require that boats do not impede larger vessels, using the river. Such vessel shall rank as an obstruction and Part 2, Section C applies. Any boat contravening the bylaws may be disqualified.

4. NOTICES & CHANGES TO THE SAILING INSTRUCTIONS

These will be posted on the dinghy racing notice board in Lobster Quay club house.

5. SIGNALS MADE ASHORE

Starting sequence signals are indicated by lights on the race box. Signals will normally be accompanied by the sounding of an air-horn. Abandonment signals will be made at Lobster Quay or Shore House race box or on the committee boat as applicable.

6. SCHEDULE OF RACES & START TIMES

The schedule of races and start times are as listed in the sailing calendar published on the WSC website: warsashsc.org.uk. Wednesday AB&C, Friday ABC&D Winter and Aussie Summer series races will start and finish (unless shortened) on the club start line. Super Saturday races will start and finish on a committee boat line normally in the vicinity of Cathead Bay. Two or three races will be held each day with subsequent starts as soon as possible after the finish of the previous race.




7. START/FINISH LINES

The club start line is marked by the transit of two posts with yellow triangular top marks located on, and behind the race box. The line stretches across the main channel from Shore House pontoon to pile number B6 on the outer pontoon on the Hamble side of the river. Boats must start and finish in the main channel. In the event of a general recall, the fleet recalled will restart 3 minutes after the last scheduled start in the normal starting sequence.

Outside starts will normally take place in Cat Head Bay. The start line will be between the staff flying an orange flag on the committee boat and an outer distance mark. The finish line will be the same as the start line.

8. STARTING SEQUENCE

The 3, 2, 1, Go, start sequence as described in Rule 26 shall apply for all WSC club races. Starts will be at 3-minute intervals. Each fleet will normally have a dedicated start. The Fast fleet will start first, Medium fleet second and Slow fleet third. In the event of low turnout fleet starts may be combined at the discretion of the race officer but courses and results will always remain separate. Boats must keep clear of the start line until their fleet warning signal or risk disqualification.

| Fleet | PY | International Flag |
|---------------|---------------|---|
| Fast | 1033 or less | D  |
| Medium | 1034 -1114 | E  |
| Slow | 1115 or above | B  |

9. COURSES

Courses are as described in the 'Dinghy Racing Start Guide and Courses 2023-2024' document. The course to be sailed by each fleet, and the number of rounds, will be displayed on the board at the race box on Shore House jetty prior to the first preparatory signal. If code flag **L** is displayed, it denotes a special course has been set which will be displayed on a board on Shore House pontoon. The course area is shown in the diagram in Addendum A.

Outside starts use laid marks. When no laps numbers are set, the displayed course shall be repeated until code flag '**S**' and/or '**F**' is flown.

10. SHORTENED COURSE

Affecting RRS 32, International code flag **F** flown adjacent to a mark indicates that boats should pass that mark on the required side and proceed to the finish line off the Shore House pontoon. International code flag **S** indicates finish 'here' in accordance with RRS 32.2.

Flags F & S flown simultaneously indicates the finish line shall be a transit of piles 6 and 7 that extends from Hamble Spit to Warsash Shore as shown in the diagram in Addendum B.

11. TIME LIMITS

Amendment to RRS Rule 35: Boats must finish within 2h30m of their fleet start, or sunset, whichever is the earlier. Boats passing the finishing line after this time will be scored as DNF.

12. PENALTIES

Rule 44.2, applies, but is amended for a Club line start and the first leg, penalty turns may be taken after the first mark.

13. PROTESTS

Protests must comply with RRS 61 and shall be handed to the race officer, monthly coordinator or dinghy chairman or emailed to dinghy@warsashsc.org.uk within 60 minutes of the last competitor coming ashore. Protest forms are available at Lobster Quay and on the WSC website. If there are no protest forms available at Lobster Quay, the basic facts and details shall be provided on plain paper and then lodged as stated. These details should include Race number and date. Your details: boat, sail number, name and contact details. Who else is involved: class, sail number, contact details. Informing the others: how and when the other boat(s) was informed of the protest. The incident: what happened, where & when.

14. SCORING AND HANDICAPS

The Portsmouth Yardstick handicap system will be used. The Dinghy Committee may use their discretion to allocate adjusted PY numbers. The low point scoring system of Appendix A will apply except that A5.3 will not apply, rule A5.2 is changed so that, a boat that came to the starting area but did not start, did not sail the course, did not finish, retired, or was disqualified shall be scored points for the finishing place and one more than the number of boats that came to the starting area, and a boat that did not come to the starting area shall be scored points for the finishing place and two more than the number of boats that took part in the series.

The duty team (race officer, starter/recorder and 'patrol boat' drivers & crew) shall score one point. A single first place 'duty score' will normally be permitted in a series. Exceptionally, the dinghy committee may permit a second duty to cover the circumstance when a competitor is requested to forego sailing and undertake a duty in order to enable racing to proceed. A second duty in a series will score average points for all the races sailed by that competitor in that series after discards have been applied.

CHANGING BOATS DURING A SERIES

An owner/helm changing their boat part way through a series must apply to the dinghy committee to have the results for both boats scored as a single boat, provided both boats are the same class of dinghy with the same Portsmouth yardstick numbers.

15. CHANGING CREW DURING A SERIES

A boat will be scored in a series if her helmsman is the same person in all races in that series.

16. DISCARDS

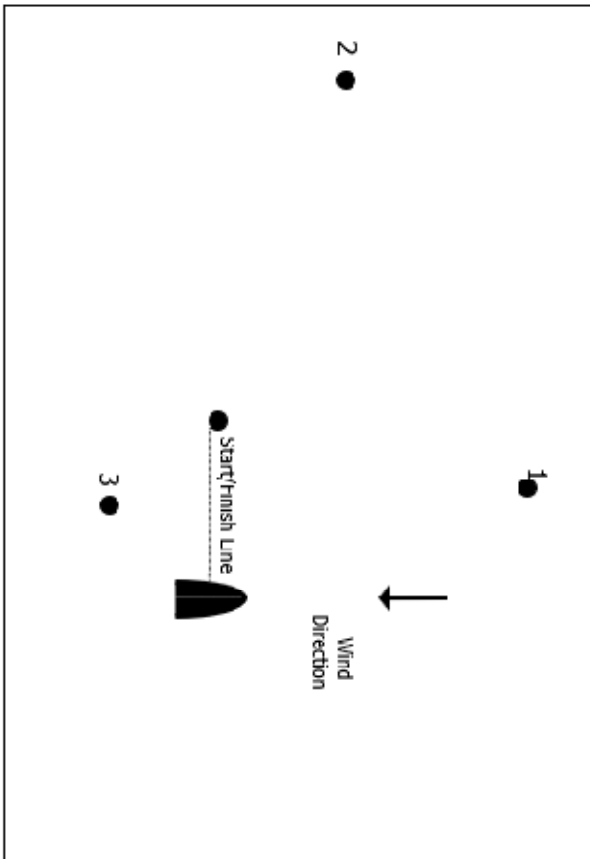
There shall be 3 discards if 8 or more races are completed in a series, 2 discards if 6 or 7, and 1 discard if 4 or 5 are completed.

ADDENDUM A

WSC DINGHY RACING START GUIDE AND COURSES 2023-4

Outside Races

Committee boat will be at anchor in Cat Head Bay.



Courses for Outside races

If no course letter is displayed then course A applies. Repeat the course until 'S' is flown.

| A | E | C |
|-------------------|-------------------|-------------------|
| Start | Start | Start |
| Mark 1 (P) | Mark 1 (P) | Mark 1 (P) |
| Mark 2 (P) | Mark 2 (P) | Mark 3 (P) |
| Mark 3 (P) | Mark 3 (P) | Start/Finish Line |
| Start/Finish Line | Start/Finish Line | |
| Mark 1 (P) | | |
| Mark 3 (P) | | |
| Start/Finish Line | | |



Dinghy Racing Start Guide & Courses 2023 - 2024

Races are governed by the Warsash S.C. Notice of Race 2023-24, Sailing Instructions 2023-24 and published amendments.

Schedule of Races & Start times

The indicative schedule of WSC races and start times are as listed in the sailing calendar published on the club website: warsashsc.org.uk

Handicap fleet flags and PY splits for Club Line & Outside race starts

| Fleet | PY | Flag |
|--------|---------------|------|
| Fast | 1033 or less | D |
| Medium | 1034 1114 | C |
| Slow | 1115 or above | B |

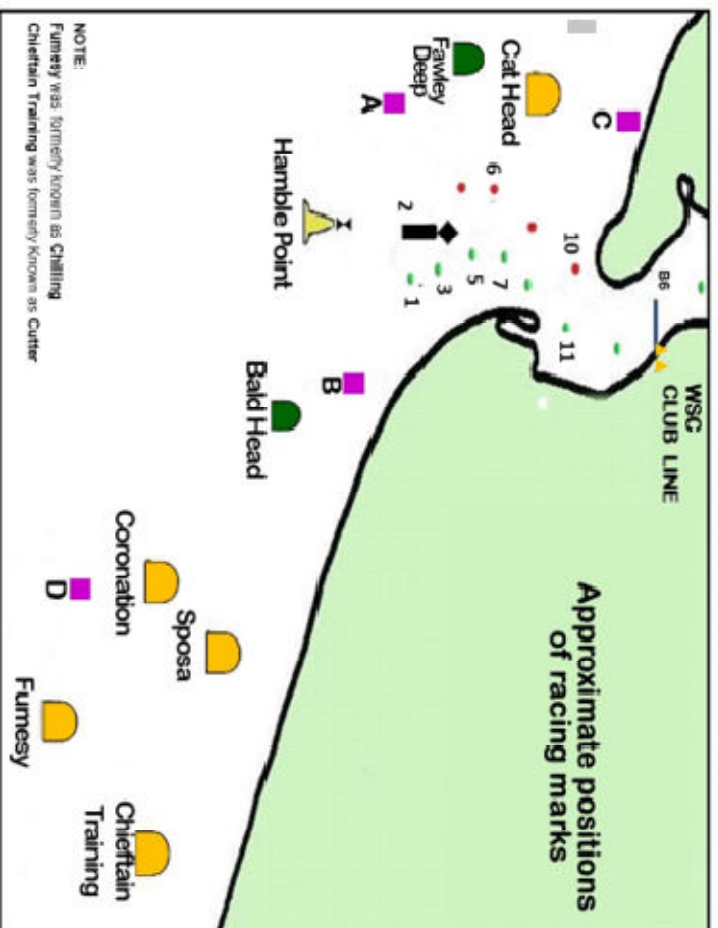
Fleets starts may be combined at the discretion of the Race Officer

Club Line & Outside race start sequence

| Time | Event | Flag | Sound | Light |
|---------|-------------|-----------------|-------|-------------|
| -3 mins | Warning | 'Class' Raised | One | Class 'On' |
| -2 mins | Preparatory | 'P' Raised | One | P 'On' |
| -1 min | | 'P' Lowered | One | P 'Off' |
| 0 mins | Starting | 'Class' Lowered | One | Class 'Off' |

1. Fleets will start at 3 minute intervals. The warning signal will be displayed at the starting signal for the preceding class.
2. Boats whose warning signal has not been made shall keep clear of the starting area.
3. If a boat is over the line at the start an extra sound signal will be made and the X flag light will be illuminated.
4. In the event of a general recall, the fleet recalled will restart after the last scheduled start in accordance with RRS 29.2.

Marks for dinghy races with Club Line starts



| Flags | | Meaning |
|---------------------|--|---|
| N | | Race abandoned |
| L | | Special instructions |
| AP | | Race postponed |
| X | | Boat(s) over line |
| 1 st Sub | | General Recall |
| S | | Finish between boat flying flag S and the adjacent mark |
| F | | Pass adjacent mark and proceed to finish line |
| S & F | | Finish at line through Pile 6 and Pile 7 |

Courses for dinghy races with Club Line starts

| | | | | | |
|---|---|--|--|---|---|
| A | Start BUOY 11 (S) PILE 6 (S) PILE 10 (S) Finish | Start PILE 2 (P) PILE 3 (P) PILE 10 (P) Finish | Start BUOY 11 (S) PILE 1 (S) PILE 2 (S) Finish | Start HIGH WATER ONLY PILE 2 (S) CAT HEAD (S) PILE 10 (S) PILE 2 (S) Finish | Start HIGH WATER ONLY PILE 2 (S) CAT HEAD (S) PILE 10 (S) PILE 2 (S) Finish |
| E | Start PILE 10 (P) CAT HEAD (P) PILE 2 (P) Finish | Start PILE 2 (S) LAID MK A (P) HAMBLE Pt (P) PILE 5 (P) Finish | Start PILE 5 (S) HAMBLE Pt (S) LAID MK A (S) PILE 2 (P) Finish | Start HIGH WATER ONLY HAMBLE Pt (S) CAT HEAD (S) PILE 10 (S) Finish | Start HIGH WATER ONLY HAMBLE Pt (S) CAT HEAD (S) PILE 10 (S) Finish |
| I | Start HAMBLE Pt (S) CAT HEAD (S) PILE 10 (S) Finish | Start PILE 3 (S) BALD HEAD (S) HAMBLE Pt (S) Finish | Start HAMBLE Pt (P) BALD HEAD (P) PILE 3 (P) Finish | Start HIGH WATER ONLY HAMBLE Pt (S) CAT HEAD (S) PILE 10 (S) Finish | Start HIGH WATER ONLY HAMBLE Pt (S) CAT HEAD (S) PILE 10 (S) Finish |
| M | Start PILE 3 (P) LAID MK B (S) HAMBLE Pt (S) LAID MK B (S) HAMBLE Pt (S) PILE 2 (S) Finish | Start PILE 5 (S) HAMBLE Pt (S) CAT HEAD (S) PILE 2 (P) Finish | Start PILE 2 (S) CAT HEAD (P) HAMBLE Pt (P) PILE 5 (P) Finish | Start HIGH WATER ONLY HAMBLE Pt (S) CAT HEAD (S) PILE 10 (S) Finish | Start HIGH WATER ONLY HAMBLE Pt (S) CAT HEAD (S) PILE 10 (S) Finish |
| R | Start PILE 2 (S) CAT HEAD (S) PILE 10 (S) PILE 2 (S) PILE 10 (S) Finish | Start HAMBLE Pt (P) SPOSA (S) LAID MK D (S) Finish | Start HAMBLE Pt (P) BALD HEAD (P) CORONATION (P) SPOSA (P) Finish | Start HIGH WATER ONLY HAMBLE Pt (S) CAT HEAD (S) PILE 10 (S) Finish | Start HIGH WATER ONLY HAMBLE Pt (S) CAT HEAD (S) PILE 10 (S) Finish |
| V | Start HAMBLE Pt (P) CHIEFTAIN TR. (S) FUMESY (S) Finish | Start HAMBLE Pt (P) SPOSA (S) CHIEFTAIN TR. (S) FUMESY (S) Finish | Start HAMBLE Pt (P) FUMESY (P) CHIEFTAIN TR. (P) SPOSA (P) Finish | Start HIGH WATER ONLY HAMBLE Pt (S) CAT HEAD (S) PILE 10 (S) Finish | Start HIGH WATER ONLY HAMBLE Pt (S) CAT HEAD (S) PILE 10 (S) Finish |

- The letter denoting the course will be displayed on the start line along with the number of laps for your fleet.
- The part of the course in CAPITAL LETTERS is to be repeated until the number of laps displayed at the start have been completed. Marks written in lowercase are only rounded /passed once, at the start of the course or as the last mark of the course for the final leg to the finish.

ADDENDUM B

DIAGRAM OF PILE 6/7 FINISH LINE

