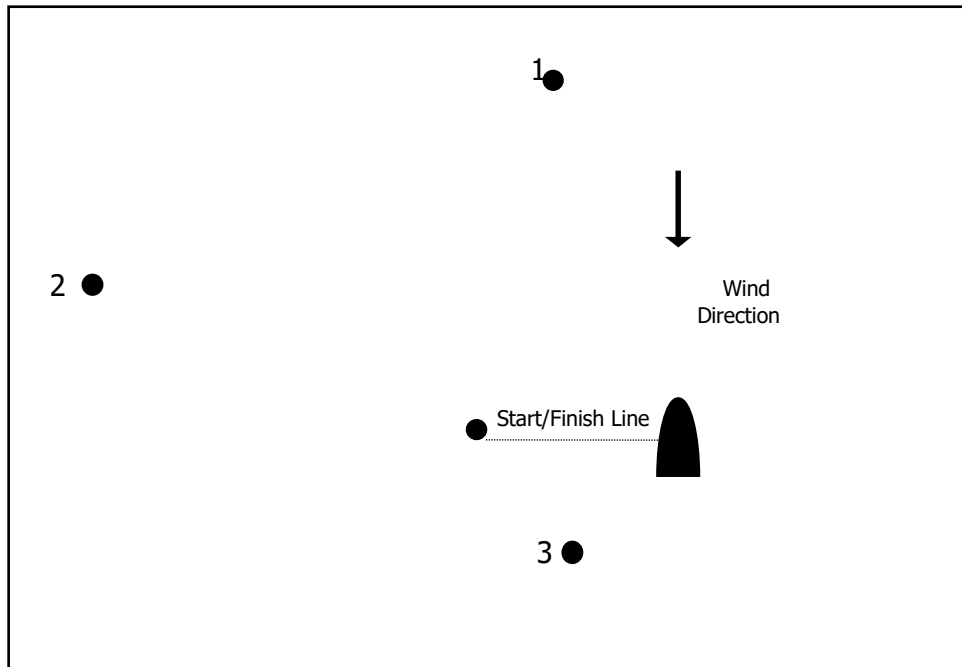


## Outside Races

Committee boat will be at anchor in Cat Head Bay.



### Courses for Outside races

If no course letter is displayed then course A applies.  
Repeat the course until 'S' is flown.

A	B	C
Start	Start	Start
Mark 1 (P)	Mark 1 (P)	Mark 1 (P)
Mark 2 (P)	Mark 2 (P)	Mark 3 (P)
Mark 3 (P)	Mark 3 (P)	Start/Finish Line
Start/Finish Line	Start/Finish Line	
Mark 1 (P)		
Mark 3 (P)		
Start/Finish Line		




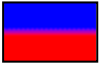

## Dinghy Racing Start Guide & Courses 2023 - 2024

Races are governed by the Warsash SC Notice of Race 2023-24,  
Sailing Instructions 2023-24 and published amendments.

### Schedule of Races & Start times

The indicative schedule of WSC races and start times are as listed in the sailing calendar published on the club website: warsashsc.org.uk

### Handicap fleet flags and PY splits for Club Line & Outside race starts

Fleet	PY	Flag
Fast	1033 or less	D 
Medium	1034 - 1114	E 
Slow	1115 or above	B 

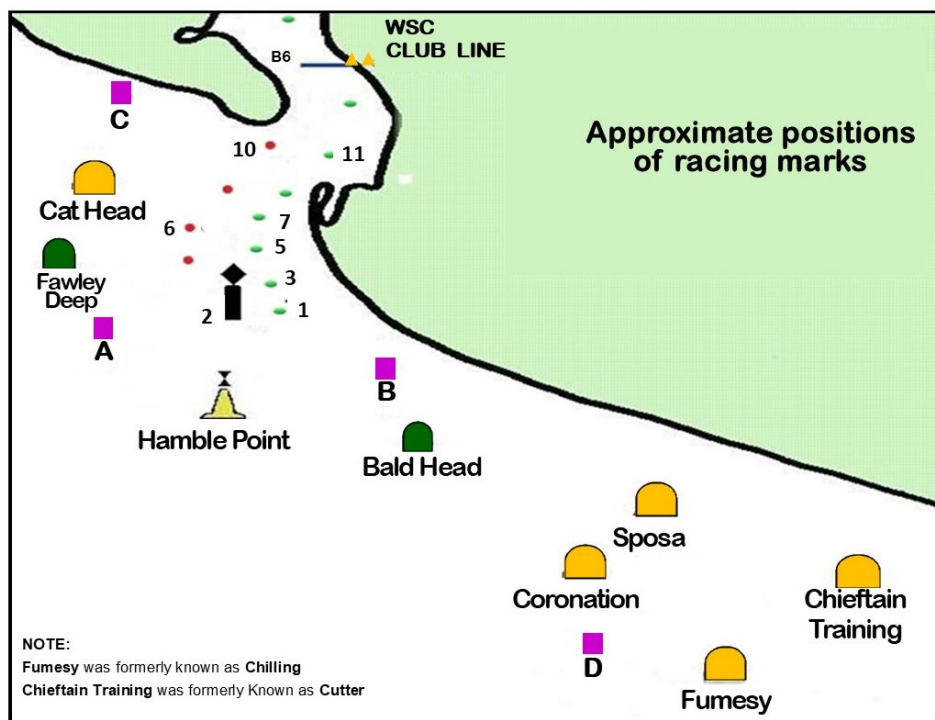
**Fleets starts may be combined at the discretion of the Race Officer**

### Club Line & Outside race start sequence

Time	Event	Signals		
		Flag	Sound	Light
-3 mins	Warning	'Class' Raised	One	Class 'On'
-2 mins	Preparatory	'P' Raised	One	P 'On'
-1 min		'P' Lowered	One	P 'Off'
0 mins	Starting	'Class' Lowered	One	Class 'Off'

1. Fleets will start at **3-minute intervals**. The warning signal will be displayed at the starting signal for the preceding class.
2. **Boats whose warning signal has not been made shall keep clear of the starting area.**
3. If a boat is over the line at the start an extra sound signal will be made and the X flag light will be illuminated.
4. In the event of a general recall, the fleet recalled will restart after the last scheduled start in accordance with RRS 29.2.

## Marks for dinghy races with Club Line starts



<b>N</b>		Race abandoned
<b>L</b>		Special instructions
<b>AP</b>		Race postponed
<b>X</b>		Boat(s) over line
<b>1<sup>st</sup> Sub</b>		General Recall
<b>S</b>		Finish between boat flying flag S and the adjacent mark
<b>F</b>		Pass adjacent mark and proceed to finish line
<b>S &amp; F</b>		Finish at line through Pile 6 and Pile 7

## Courses for dinghy races with Club Line starts

<b>A</b>	Start BUOY 11 (S) PILE 6 (S) PILE 10 (S) Finish	<b>B</b>	Start PILE 2 (P) PILE 3 (P) PILE 10 (P) Finish	<b>C</b>	Start BUOY 11 (S) PILE 1 (S) PILE 2 (S) Finish	<b>D</b>	<b>HIGH WATER ONLY</b> Start PILE 2 (S) CAT HEAD (S) PILE 10 (S) Finish
<b>E</b>	<b>HIGH WATER ONLY</b> Start PILE 10 (P) CAT HEAD (P) PILE 2 (P) Finish	<b>F</b>	Start PILE 2 (S) LAID MK A (P) HAMBLE Pt (P) PILE 5 (P) Finish	<b>G</b>	Start PILE 5 (S) HAMBLE Pt (S) LAID MK A (S) PILE 2 (P) Finish	<b>H</b>	<b>HIGH WATER ONLY</b> Start PILE 10 (P) CAT HEAD (P) HAMBLE Pt (P) Finish
<b>I</b>	<b>HIGH WATER ONLY</b> Start HAMBLE Pt (S) CAT HEAD (S) PILE 10 (S) Finish	<b>J</b>	Start PILE 3 (S) BALD HEAD (S) HAMBLE Pt (S) Finish	<b>K</b>	Start HAMBLE Pt (P) BALD HEAD (P) PILE 3 (P) Finish	<b>L</b>	<b>SPECIAL COURSE</b> See board on Shore House Jetty
<b>M</b>	<b>AVOID LOW WATER</b> Start Pile 3 (P) LAID Mk B (S) HAMBLE Pt (S) LAID Mk B (S) HAMBLE Pt (S) PILE 2 (S) Finish	<b>N</b>	Start PILE 5 (S) HAMBLE Pt (S) CAT HEAD (S) PILE 2 (P) Finish	<b>P</b>	Start PILE 2 (S) CAT HEAD (P) HAMBLE Pt (P) PILE 5 (P) Finish	<b>Q</b>	<b>HIGH WATER ONLY</b> Start Pile 2 (S) LAID Mk C (P) CAT HEAD (P) PILE 2 (P) Finish
<b>R</b>	<b>HIGH WATER ONLY</b> Start PILE 2 (S) CAT HEAD (S) PILE 10 (S) PILE 2 (S) PILE 10 (S) Finish	<b>S</b>	Start Hamble Pt (P) SPOSA (S) LAID Mk D (S) Finish	<b>T</b>	Start Hamble Pt (P) BALD HEAD (P) CORONATION (P) SPOSA (P) Finish	<b>U</b>	Start Hamble Pt (P) SPOSA (S) CORONATION (S) HAMBLE Pt (S) Finish
<b>V</b>	Start Hamble Pt (P) CHIEFTAIN TR. (S) FUMESY (S) Finish	<b>W</b>	Start Hamble Pt (P) SPOSA (S) CHIEFTAIN TR. (S) FUMESY (S) Finish	<b>X</b>	Start Hamble Pt (P) FUMESY (P) CHIEFTAIN TR. (P) SPOSA (P) Finish	<b>Y</b>	Start Hamble Pt (P) SPOSA (S) CORONATION (P) CHIEFTAIN TR. (S) FUMESY (S) BALD HEAD (S) Finish

1. The letter denoting the course will be displayed on the start line along with the number of laps for your fleet.
2. The part of the course in CAPITAL LETTERS is to be repeated until the number of laps displayed at the start have been completed. Marks written in lowercase are only rounded /passed once, at the start of the course or as the last mark of the course for the final leg to the finish.